

Titre : Microscopes & accessories

Auteur : Clarkson, A. & Co, Ltd

Mots-clés : Microscopes

Description : 19 p.: ill.; 19 cm

Adresse : London : Cockayne & Co, [1934]


Cote de l'exemplaire : CNAM-MUSEE IS0.4-CLA

URL permanente : <http://cnum.cnam.fr/redir?M9862>

Telephone : HOLBORN 2149

A. CLARKSON & CO., LTD.

The Optical Mart,
338 HIGH HOLBORN, LONDON, W.C.1.
(AND AT STAPLE INN)
Opposite Gray's Inn Road.



"OLD LONDON" (Staple Inn), showing Clarkson's Optical Stores.

SPECIALITY :

High-Class Second-Hand Optical Instruments


Microscopes & Accessories

29046-1.34

204. 648 M9862
ALAIN BRIEUX

2

SECOND-HAND MICROSCOPES.



IN issuing a fresh edition of our list of Microscopes and Accessories, of which we have an excellent selection by well-known makers, many of them in new condition, we are glad to be able to shew considerable reductions in price. It is impossible to offer all at pre-war prices, but it continues to be our aim to supply good quality instruments at lowest possible prices, and to maintain our many years' reputation for fair dealing and good value.

All second-hand instruments are thoroughly overhauled before being offered for sale, so that proper performance can be depended upon. Our stock is a floating population, changing from day to day, therefore, while we frequently have more than one of each article quoted in stock, should there be a run on any particular type, we cannot always replace them at short notice, consequently, this list has to be submitted subject to the articles quoted being unsold.

Terms.—Net cash with order. Cheques should be made payable to "A. Clarkson & Co., Ltd.", and crossed "National Provincial Bank Ltd.", Holborn Circus Branch.

Provincial or Colonial Orders.—Goods are packed with the utmost care, and every precaution taken to ensure safe transit. All goods are sent at the risk of the consignee. Cost only of packing and carriage charged extra.

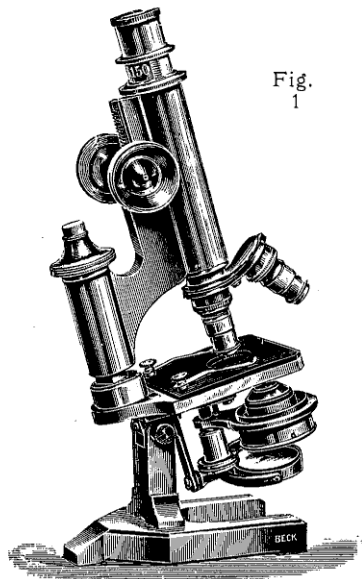
ALL PRICES FOR MICROSCOPES INCLUDE
CASES UNLESS OTHERWISE MENTIONED.

New apparatus of any make supplied to order at current prices.

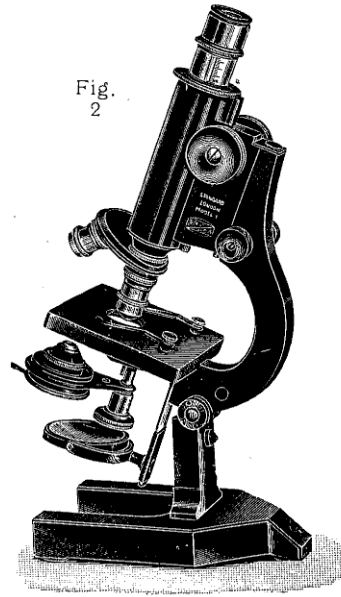
LISTS OF TELESCOPES, FIELD GLASSES, SURVEYING,
DRAWING AND OTHER INSTRUMENTS ON APPLICATION.

A. CLARKSON & CO., LTD.,

BECK MICROSCOPES

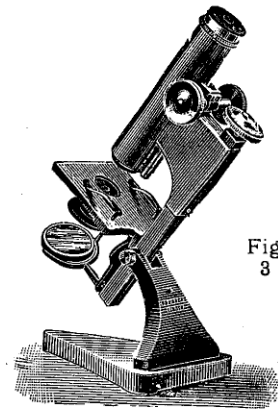


BECK'S "LONDON."



BECK'S "STANDARD LONDON."

- | | |
|---|---------|
| 1—BECK'S "STAR," 1 in., $\frac{1}{4}$ in. objectives, eyepiece, rack coarse adjustment | £ s. d. |
| | 4 4 0 |
| 2—BECK'S "STAR," with eyepiece, $\frac{2}{3}$ in. and $\frac{1}{4}$ in. objectives, rack coarse and fine adjustments | 5 10 0 |
| 3—BECK SMALL "LONDON" STAND, double nosepiece, Abbe and iris, eyepiece, $\frac{2}{3}$ in. and $\frac{1}{4}$ in. objectives (No. 3 can have a spiral substage added for £1 extra.) | 8 15 0 |
| 5—BECK'S "STANDARD LONDON" MODEL, side fine adjustment, double nosepiece, $\frac{2}{3}$ in. and $\frac{1}{4}$ in. objectives, eyepiece, spiral Abbe and iris | 12 10 0 |

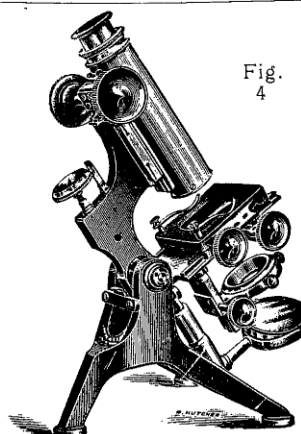


BECK'S "STAR" MICROSCOPE.


338 HIGH HOLBORN, W.C.1,

SECOND-HAND MICROSCOPES

6—WATSON'S EDINBURGH "H" STAND, mechanical stage, mechanical and centring substage, Abbe condenser, triple nosepiece, 2 eyepieces, objectives, $\frac{3}{8}$ in., $\frac{1}{2}$ in. and $\frac{1}{4}$ in. (oil immersion)	£ s. d.
	30 0 0
8—WATSON'S "PRAXIS" STAND, triple nosepiece, 2 eyepieces, spiral Abbe and Iris, $\frac{3}{8}$ in., $\frac{1}{2}$ in. and $\frac{1}{4}$ in. (oil immersion) objectives	20 0 0
9—WATSON'S "SERVICE," 2 eyepieces, $\frac{3}{8}$ and $\frac{1}{2}$ in. objs. triple nose, spiral Abbe & iris ...	14 14 0
Attachable mechanical stage to fit either "Praxis" or "Service"	4 0 0

Fig.
4

WATSON'S EDINBURGH "H."

Fig.
5

SWIFT'S "DISCOVERY".

11—SWIFT'S "DISCOVERY" STAND, with eyepiece, double nosepiece, $\frac{3}{8}$ in. & $\frac{1}{2}$ in. objectives & Abbe & iris ...	£ s. d.
	10 10 0

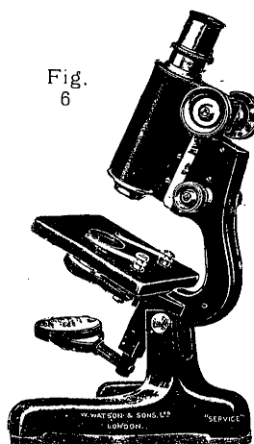
12—SWIFT "ARMY" STAND, mechanical stage, racking substage with Abbe condenser & iris, triple nosepiece, 2 eyepieces, objectives $\frac{3}{8}$ in., $\frac{1}{2}$ in. & $\frac{1}{4}$ in. (oil immersion) ...	£ s. d.
	21 0 0

A, CLARKSON & CO., LTD,

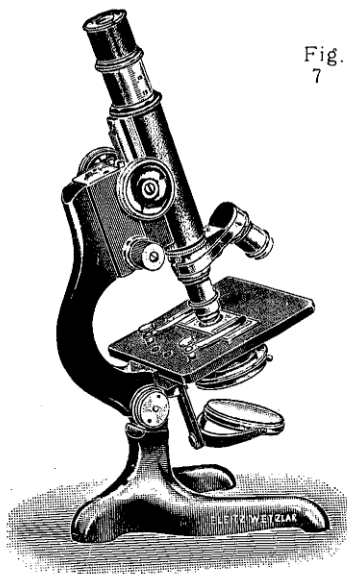
SECOND-HAND MICROSCOPES

PORTABLE MICROSCOPES.

- | | £ | s. | d. |
|--|----|----|----|
| 13 - LEITZ large travelling Microscope, spiral Abbe condenser and iris, 2 eyes, Nos. 3 and 6 and $\frac{1}{18}$ " (oil immersion) objectives in mahogany case, 11" x 7 $\frac{1}{2}$ " x 3 $\frac{1}{2}$ " ... | 20 | 0 | 0 |
| 14 - WATSON'S "CLUB" PORTABLE, spiral Abbe, 2 eyepieces, $\frac{3}{8}$ ", $\frac{1}{4}$ ", and Zeiss $\frac{1}{18}$ " (oil immersion) objectives in leather case 9 $\frac{1}{2}$ " x 5" x 5" ... | 19 | 10 | 0 |
| 15 - SWIFT PORTABLE, with eyepiece, 1" and $\frac{1}{2}$ " objectives, double nosepiece and Abbe condenser in leather case ... | 12 | 10 | 0 |

Fig.
6

WATSON'S "SERVICE."

Fig.
7

£ s. d.



- | | | | |
|--|----|---|---|
| 18 - LEITZ STAND, double nosepiece, eyepiece. Nos. 3 and 7 objectives | 10 | 0 | 0 |
| 19 - LEITZ STAND, 2 eyepieces, Nos. 3 and 7 objectives, double nosepiece with spiral substage, Abbe condenser and iris ... | 13 | 0 | 0 |

We frequently have
ZEISS OUTFITS
of similar pattern and
price.


"The Microscope" by Conrad Beck — 2/6 plus postage.

338 HIGH HOLBORN, W.C.1.

MICROSCOPE LAMPS

Fig.
31Fig.
32

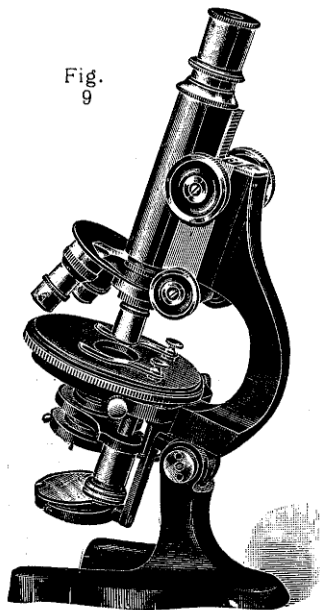
	£	s.	d.
ELECTRIC MICRO LAMP, by BECK, complete with flex and plug (Fig. 31) ...	16	0	
Ditto adjustable for height and angle of shade, (Fig. 32)	16	0	
MICROSCOPE PARAFFIN LAMP, with metal container and metal chimney, to take 3in. x 1½in. slips, sliding on pillar	1	5	0
MICROSCOPE PARAFFIN LAMP, with glass chimney and container, and shade ...	15	0	

Fig.
10

A. CLARKSON & CO., LTD.,

MEDICAL MICROSCOPES

	£	s.	d.
23—BECK'S LARGE LONDON, 2 eyepieces, $\frac{3}{8}$ in. $\frac{1}{8}$ in. and $\frac{1}{16}$ in. objectives, triple nose, spiral Abbe and iris, and mechanical stage	19	10	0
24—REICHERT MICROSCOPE, 2 eyepieces, Nos. 3, 7a and $\frac{1}{12}$ in. (oil imm.) objectives, triple nosepiece, revolving and centring stage, spiral Abbe and iris, as new	21	0	0
25—HIMMLER MICROSCOPE, 2 eyepieces, Nos. 3, 7a and $\frac{1}{12}$ in. (oil imm.) objectives, triple nosepiece, revolving and centring stage, spiral Abbe and iris, side fine adjustment (see Fig. 9) as new	20	0	0
27—OEHLER STAND, revolving and centring stage, triple nosepiece, side fine adjustment, 2 eyepieces, $\frac{3}{8}$ in., $\frac{1}{8}$ in. and $\frac{1}{16}$ in. objectives, racking sub-stage with Abbe and iris, as new	20	0	0
28—NON-FLEX STAND, with patent fine adjustment, triple nosepiece, 2 eyepieces, spiral Abbe and iris, $\frac{3}{8}$ in. and $\frac{1}{8}$ in. objectives	14	14	0



HIMMLER STAND.

BINOCULAR MICROSCOPES

29—COLLINS' PATTERN BINOCULAR, with pair of eyepieces, 1 in. and $\frac{1}{2}$ in. objectives and mechanical stage	6	15	0
34—ROSS BINOCULAR, semi-portable, pair of eyepieces, 2 in. and $\frac{3}{4}$ in. objectives, mechanical stage and sub-stage	8	15	0
30—SWIFT BINOCULAR, mechanical stage, universal sub-stage condenser, polariscope, objectives $1\frac{1}{2}$ in., $\frac{3}{4}$ in. and $\frac{1}{2}$ in., 2 eyepieces, sliding inter-ocular adjustment, bulls-eye condenser	12	10	0

338 HIGH HOLBORN, W.C.1

PETROLOGICAL MICROSCOPES




Fig.
41

£ s. d.
41—BECK PETROLOGICAL
STAND, with revol-
ving divided centring
stage, webbed eye-
piece, swing out
polariser, analyser
over eyepiece, $\frac{7}{8}$ in.
objective ... 15 5 0

42—NEW MODEL PETRO-
LOGICAL STAND, re-
volving and centring
stage, eyepiece with
cross wires, $\frac{7}{8}$ in. and
 $\frac{1}{2}$ in. objectives, Becke
Lens, quartz wedge,
 $\frac{1}{4}$ mica wave plate ... 28 0 0

A VARIETY OF SLIDES
OF ROCK SECTIONS
usually in stock at
1/-, 1/6 and 2/6 each

STUDENT TYPE STANDS, for general use as well as for mounting and dissecting, with sliding coarse adjustment, and micrometer fine adjustment, fitted with eyepiece, and 1 in. achromatic objective (standard thread to tube so that other objectives can be added at any time, see list page 10), by Messrs, Beck, Crouch, Leitz, Reichert, Swift and Zeiss... from £2 10 0

Any of these stands can have a standard size sub-stage tube fitted at time of purchase for 5/- extra, so that an Abbe Condenser, Polariscope, or Spot Lens can be added later if desired. (For prices of these see pages 13 & 14).

"HOW TO USE THE MICROSCOPE," by Hall, a useful book which includes a section on mounting, 2/6, postage extra.

A. CLARKSON & CO., LTD.,

BEGINNERS' MICROSCOPES

YOUTH'S TUBULAR MICROSCOPE

51—With Eyepiece,
one power, and
tweezers in
case **£0 15 0**

52—With two pow-
ers ... **0 17 6**

53—With three
powers (as Fig.
51) ... **1 0 0**

Small size slides,
2 x $\frac{3}{8}$ in., for use with
these instruments,
Botanical and In-
sect specimens, Box
of one dozen, **3/6**

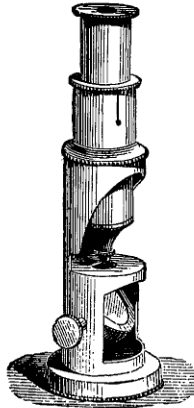


Fig. 51

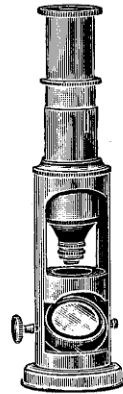


Fig. 61

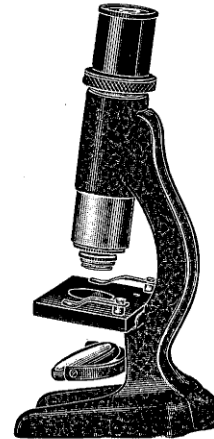


Fig. 64

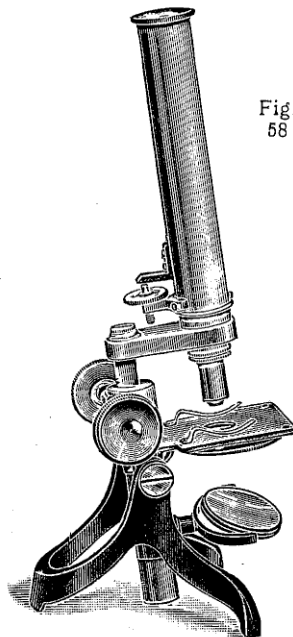


Fig.
58

YOUTH'S TUBULAR MICROSCOPE

61—Bridge type to take
standard 3 x 1 in. slides
(Fig. 61) **17/6, 20/-, £1 2 6**

64—Stand with square stage
and standard thread
to sliding tube (Fig. 64)
20/-, 23/6, £1 7 6

56—SOCIETY OF ARTS
STAND, with eyepiece
and triple objective ... **2 15 0**

57—DITTO, with standard
thread ... **3 15 0**

58—DITTO, best pattern,
standard size substage
tube, 2 eyepieces, and 2
objectives (achromatic) **4 15 0**

"SOCIETY OF ARTS MODEL."

338 HIGH HOLBORN, W.C.1

Also a number of odd objectives from 10/- each, including $\frac{3}{8}$ ", 1" and 2", unnamed, but of good performance, some with boxes.

Droits réservés au Cnam et à ses partenaires

MICROSCOPE ACCESSORIES

HUYGHENIAN EYEPIECES, Student size, 7/6. Also a number of
CAPPED EYEPIECES of various sizes from 7/6.

WATSON HOLOS CAPPED EYEPIECES, each 20/-

WATSON PROJECTION EYEPIECES, 1.27 in., or Student size,
magnifying power 6 x, each 25/- Ditto, by Zeiss, each 30/-

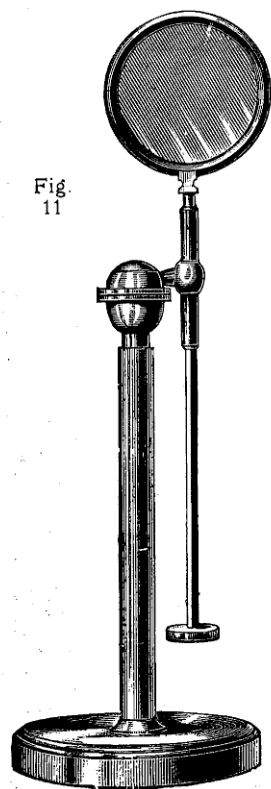


Fig.
11

COMPENSATING EYEPIECES, 1.27 inch,
or Student size, by Watson, Swift, Powell
and Lealand, and Zeiss, from 20/- each.

NOSEPIECES.

Centring Nose-
piece, 25/-

Double Nose-
piece, with stop
10/6

Ditto, with
spring, 15/-

TRIPLE
NOSEPIECES,
25/- and 35/-

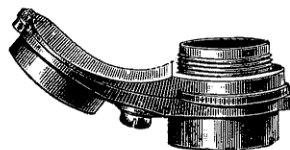


Fig. 14




Fig. 15


STAGE
FORCEPS
various sizes,
5/- and 7/6

STAGE
CONDENSER,
with arm to fit on
stage, 7/6

BULL'S-EYE STAND CONDENSERS, 10/6, 12/6, 15/-, 21/- & 25/-

338 HIGH HOLBORN, W.C.1.

MECHANICAL STAGES

THE A.C. MECHANICAL STAGE

We have noted an increasing desire for the luxury of a mechanical stage, but the necessary cost of such an accessory often causes it to be left out in choosing an outfit. We are now able to offer the stage illustrated above at little more than half the usual list prices. It can be attached to most square stages with a couple of screws. The fitting will be done to any microscope purchased here without extra charge. It has the usual vertical and horizontal movements, provided with scales and verniers. This entirely British production can be depended on to give satisfaction.

Price £4 - 0 - 0

A. CLARKSON & CO., LTD.,

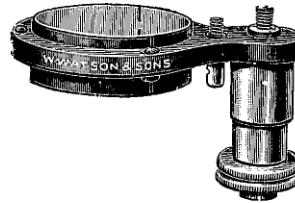
SUBSTAGES

UNDER FITTING


with spiral focussing screw.

The part which carries condenser will swing aside when screwed down to its lowest position.

Universal size, to take any
understage condenser ... £0 17 6
(Fitting extra.)



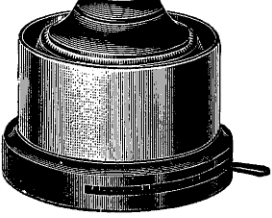
COMPOUND SUBSTAGE



With rackwork focussing and centring screws. Swings clear of optical axis if desired.

Price £3 - 17 - 6

ABBE CONDENSERS

ABBE CONDENSER, small, with iris	£1 9 6	
Ditto, with larger size front lens		
with arm to carry stops ...	2 2 0	
BECK ACHROMATIC CONDENSER		
(optical part only) ...	2 15 0	
WATSON UNIVERSAL CONDENSER		<p>Fig. 18</p>
(optical part only) ...	3 15 0	
DITTO PARACHROMATIC DITTO, with		
iris and arm for stops ...	4 15 0	
DITTO HOLOS OIL IMMERSION DITTO, with iris and stop carrier,	£5 15 0	

338 HIGH HOLBORN, W.C.1.


MICROSCOPE ACCESSORIES

POLARISCOPES, with analyser
25/- and 35/-

Large size ditto, with rotating
analyser, £2 17 6

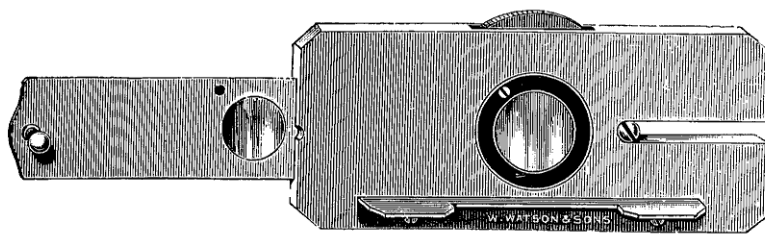
PARABOLIC REFLECTOR, 15/-

SILVERSIDE DITTO ... 25/-



Figs. 16 & 17

SELENITE STAGE



A film of mica is mounted on a revolving disc, on which the object is placed. Beneath the mica is a sliding carrier with three different selenites. Each can be brought under the mica and the latter rotated. Thus an entire series of colours is obtainable and the effects are very fine.

Can be used on any microscope.

Price £1 - 12 - 6

Selenites mounted on 3" x 1" slips, 3 varieties, 2/6 each.

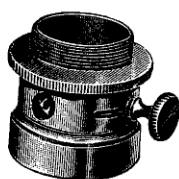


Fig. 12

Vertical Illuminator 12/6
For examination of opaque
objects.




Fig. 13

Davis Shutter 20/-
Fitted with iris for controlling
aperture.

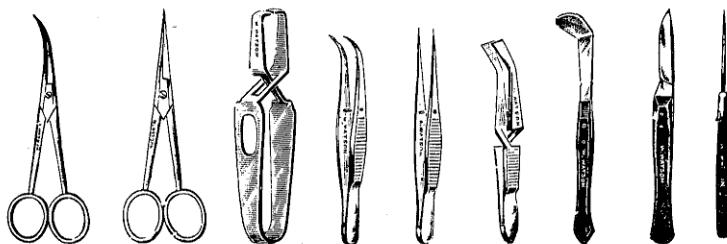
A. CLARKSON & CO., LTD.,

MICRO. SLIDES AND CABINETS, ETC.

WE ALWAYS HAVE IN STOCK A GREAT VARIETY OF MICROSCOPE SLIDES. Comprising — BOTANICAL, DIATOMS, INSECTS, PATHOLOGICAL AND POLARISCOPE Specimens, at 6d. each, or 5/- per dozen.

SPECIAL SELECTIONS, at 10/- per dozen.

MICROSCOPE SLIDE CABINETS to hold 6 dozen in 12 trays	7/6
Do. do. 12 "	15/-
PINE SLIDE CABINET, to hold 250	£2 5 0
MAHOGANY SLIDE CABINET, with glass panel door, to hold 300	£4 15 0
GLASS SLIPS, 3 in. x 1 in. for mounting	...	per dozen,	6d.
COVER GLASSES, squares or circles	...	1/4 oz., 1/6, 1/2 oz., 2/6	
HOLLOW SLIPS, with excavation in centre for pond life or liquids,
3 x 1 in.	...	per dozen,	2/6



SCALPELS, Assorted Patterns, ebony handles, 1/6. TWEEZERS, 1/6
DISSECTING SCISSORS ... straight, 1/6; curved, 2/6 per pair
SPRING SECTION LIFTERS, 2/6 each. ALUMINIUM DITTO, 1/- each
CANADA BALSAM, per bottle, 1/6. IMMERSION OIL, per bottle, 1/6

LIVE BOXES,
5/- and 7/6

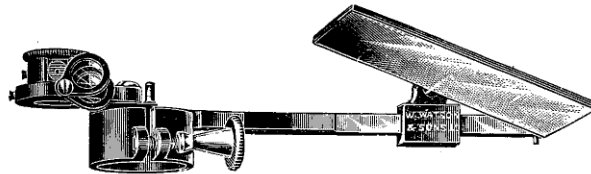


ROUSSELET COMPRESSORIUM, 15/-.

Dear Sirs,—I wish to thank you for the prompt manner in which you sent me the substage fitting and polar and analyser. I am very pleased with the quality of goods. Should I require anything further I will not hesitate to order from you.—Yours truly, J. B. (Liverpool).

338 HIGH HOLBORN, W.C.1.

ABBE DRAWING APPARATUS



ABBE CAMERA LUCIDA, the most popular type for microscopic drawing,
£2 - 15 - 0

POCKET MICROSCOPES

sometimes described as
Pencilscopes.

Model A1, in nickel,
magnifying 25 times **3/9**
Post Free.

Model D, in black,
magnifying 40x to
60x **17/6**

Model E, in black,
similar to D, but
with spiral focussing **21/-**

Length, 5 inches.



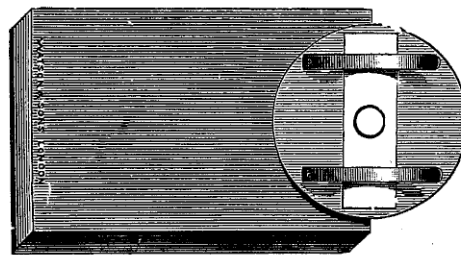
D



A1



E



TURNTABLES
from **10/6** each.

A. CLARKSON & CO., LTD.,

MAGNIFIERS

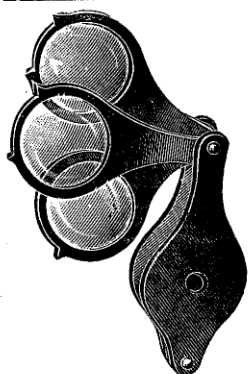


Fig. 19




Fig. 20




Fig. 21

POCKET MAGNIFIERS, as Fig. 21, 1/6 to 7/6

DITTO by Zeiss (x 2½ magn.) nickel mounted, 12/6

DOUBLE AND TRIPLE Ditto, as Fig. 19, 3/6 to 10/6

CODDINGTON MAGNIFIERS, as Fig. 20, nickel mounted, 10/6, 12/6, 15/-

APLANATIC DITTO by Leitz and Zeiss as Fig. 20, at Makers' List Prices

DITTO do. British make (6 x, 8 x and 10 x) 21/- each

** While the Stock lasts, we can offer a job line of CODDINGTON'S in pocket form, as Fig. 20, or with handle for desk and table use, various sizes and powers, from 6 x to 20 x, at 7/6 each.




Fig. 22

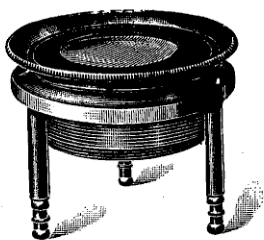


Fig. 23




Fig. 24

WATCHMAKER'S EYE GLASS, 1/6; Ditto, horn rims, 2/6;

DITTO, large flat field, Fig. 22, 3/6; Ditto, aluminium, 1/6

SEED MICROSCOPES, Fig. 23, 3/6

LINEN PROVERS, Fig. 24, fold flat for pocket, brass, 1/6 to 7/6; Aluminium, 5/- to 15/-

338 HIGH HOLBORN, W.C.1.

**TABLE OF
APPROXIMATE MAGNIFICATIONS.**

Calculated for the usual modern 170mm. tube length.

Equiv. Focal Length 1 ch	Ditto in mm.	EYEPiece.				Zeiss Equiv.	Leitz Equiv.
		1 x5	3 x8	5 x12	6 x15		
2	50	20	32	48	61	a ₀ (45 ^{mm})	No. 1 (44 ^{mm})
1½	37	27	43	65	81	a ₂	
1	25	40	65	97	122	aa	
¾	16	51	81	122	153	A	3
½	12	68	108	163	204	B	4
¼	6	142	228	342	428	C	5
⅙	4	221	353	530	663	D	6
⅛	3	282	451	677	846	E	7
1⅓	2	425	680	1020	1275	1½ in.	1⅓ in.

**OVERHAULS, REPAIRS AND RENOVATIONS
of all kinds undertaken.**

APPRECIATIONS.

Dear Sirs,—The Microscope arrived in splendid condition, and I am very pleased with it. Please accept my best thanks for all the trouble you have taken to suit my requirements.—Yours truly,

F. H. G. (New Zealand).

Gentlemen,—I received the Microscope safely. It has successfully passed all the tests it has been subjected to, and I herewith enclose cheque, for which a receipt in due course will oblige yours

S. L. (M.R.C.V.S.) (Notts).

A. CLARKSON & CO., LTD., 338 HIGH HOLBORN, W.C.1

INDEX

	PAGE		PAGE
Abbe Condensers	13	Objectives	10
Abbe Drawing Apparatus ..	16	Oehler Microscope	7
Attachable Stages	4		
Bacteriological Microscopes ..	7	Parabolic Reflector	14
Beck Microscopes	3, 7, 8	Pencilsopes	16
Beginner's Microscopes	9	Petrological Microscopes ..	8
Binocular	7	Pocket Magnifiers	17
Bull's Eye Condensers	11	Pocket Microscopes	16
		Polariscopes	14
Canada Balsam	15	Portable Microscopes	5
Cabinets	15		
Coddingtons	17	Reichert Microscopes	8
Collins' Microscopes	7	Rock Sections	8
Condensers	11, 13	Ross Microscopes	7
Cover Glasses	15	Rousselet Live Box	15
Crouch	8	" Compressorium	15
Davis Shutter	14	Scalpels	15
Dissecting Scissors	15	Scissors	15
		Section Lifters	15
Eyepieces	11	Seed Microscopes	17
Forceps	11	Selenite Stage	14
		Silverside Reflector	14
Glass Slips	15	Slides	8, 15
		Slide Cabinets	15
Hand Magnifiers	17	Society of Arts Microscopes ..	9
Himmeler Microscope	7	Stage Condensers	13
Hollow Slips	15	" Forceps	11
"How to use the Microscope" ..	8	Stand Condensers	11
		Student Microscopes	8
Immersion Oil	15	Substages	13
		Swift Microscopes	4, 5, 7, 8
Lamps	6		
Leitz Microscopes	5, 8	Table of Magnifications	18
" Magnifiers	17	Turntables	16
Linen Provers	17		
Live Boxes	15	Vertical Illuminator	14
Magnifiers	17	Watchmaker's Eye Glass	17
Mechanical Stage	12	Watson's Microscopes	4, 5
Medical Microscopes	7		
Non-Flex Microscopes	7	Youths' Microscopes	9
Nosepieces	11		
		Zeiss Microscopes	5, 8
		" Magnifiers	17

LISTS OF
TELESCOPES, FIELD GLASSES, SURVEYING,
DRAWING AND OTHER INSTRUMENTS
ON APPLICATION.

SECOND-HAND
TELESOPES, PRISM BINOCULARS,
SURVEYING AND
DRAWING INSTRUMENTS, ETC.,
IN GREAT VARIETY.

LISTS ON APPLICATION.

Cockayne & Co., Ltd., London. S.E.1.